

表 1: Table example

left left	center center	right right
lef lef	cente cente	righ righ
le le	cent cent	rig rig
l l	cen cen	ri ri

表 2: Table example

hello2		right right
lef lef	cente cente	righ righ
le le	cent cent	rig rig
l l	cen cen	ri ri

2.2 图例图例图例图例 (Sub-section)

Figure 1 shows an example of figure created with TGIF [1]. Figure 1 shows an example of figure created with TGIF [2]. Figure 1 shows an example of figure created with TGIF. Figure 1 shows an example of figure created with TGIF.

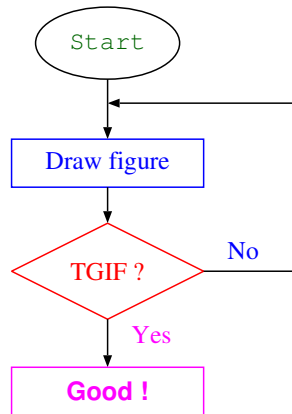


图 1: Figure example generated with tgif

Figure 2 shows another example of figure created with TGIF. Figure 2 shows another example of figure created with TGIF. Figure 2 shows another example of figure created with TGIF.

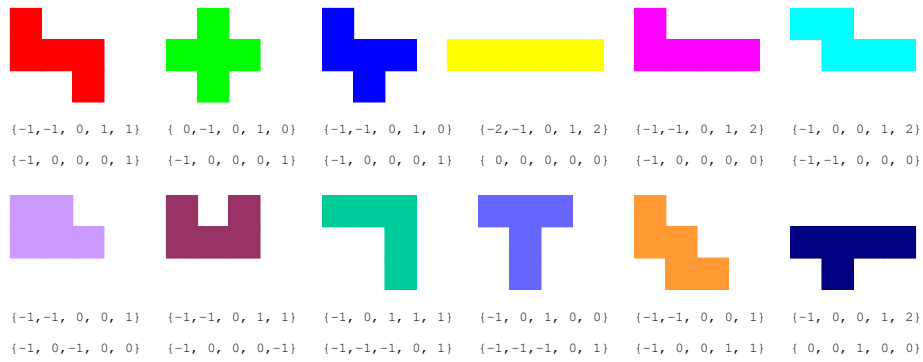


Figure 2: Blocks of 3D Tetris

Figure 3 shows another example of figure created with gnuplot. Figure 3 shows another example of figure created with gnuplot.

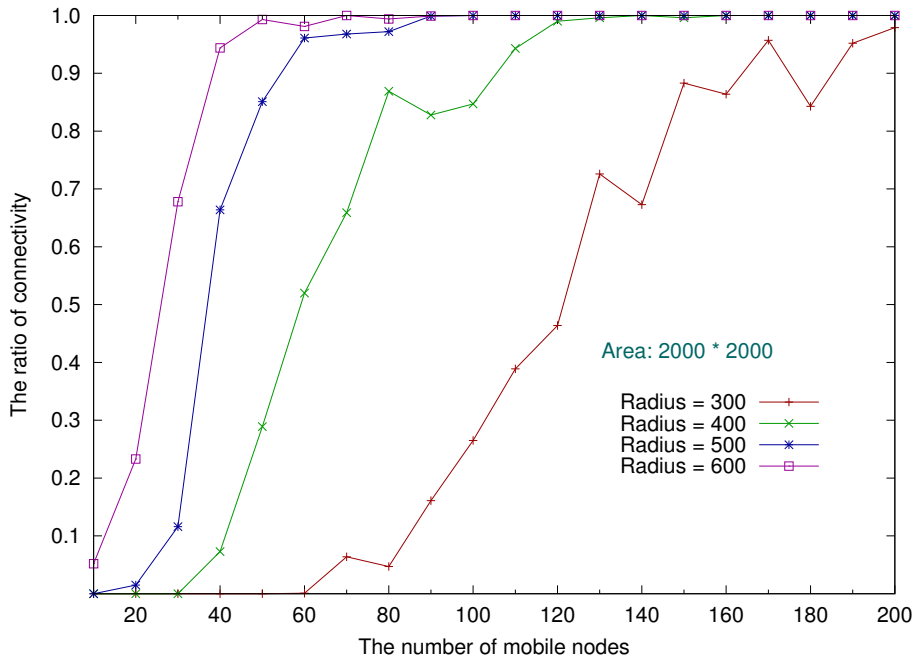


Figure 3: MANET connectivity

Figure 3 shows another example of figure created with gnuplot. Figure 3 shows another example of figure created with gnuplot. Figure 3 shows another

